

STEP 1 CHOOSE SIZE

STEP 2 CHOOSE SHAPE

STEP 3 CHOOSE EDGE

BUILD YOUR OWN — FLOATING TOP LEG TABLE

- 38" w x 48" l with 1-12" leaf MSFT-LT3848-1
- 38" w x 48" l with 2-12" leaves MSFT-LT3848-2

- 40" w x 60" l with 1-12" leaf MSFT-LT4060-1
- 40" w x 60" l with 2-12" leaves MSFT-LT4060-2
- 40" w x 60" l with 3-12" leaves MSFT-LT4060-3
- 40" w x 60" l with 4-12" leaves MSFT-LT4060-4
- Available with up to 2 self-storing leaves with no aprons SA02SS.

- 42" w x 60" l with 1-12" leaf MSFT-LT4260-1
- 42" w x 60" l with 2-12" leaves MSFT-LT4260-2
- 42" w x 60" l with 3-12" leaves MSFT-LT4260-3
- 42" w x 60" l with 4-12" leaves MSFT-LT4260-4
- Available with up to 2 self-storing leaves with no aprons SA02SS.

- 42" w x 72" l with 1-12" leaf MSFT-LT4272-1
- 42" w x 72" l with 2-12" leaves MSFT-LT4272-2
- 42" w x 72" l with 3-12" leaves MSFT-LT4272-3
- 42" w x 72" l with 4-12" leaves MSFT-LT4272-4
- Available with up to 2 self-storing leaves with no aprons SA02SS.

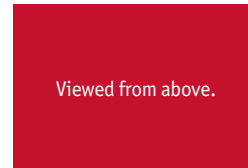
- 48" w x 48" l with 1-12" leaf MSFT-LT4848-1
- 48" w x 48" l with 2-12" leaves MSFT-LT4848-2

- 48" w x 60" l with 1-12" leaf MSFT-LT4860-1
- 48" w x 60" l with 2-12" leaves MSFT-LT4860-2
- 48" w x 60" l with 3-12" leaves MSFT-LT4860-3
- 48" w x 60" l with 4-12" leaves MSFT-LT4860-4
- Available with up to 2 self-storing leaves with no aprons SA02SS.

- 48" w x 60" l with 12-12" leaves and center leg SAL4860-12

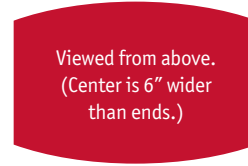
- 48" w x 72" l with 1-12" leaf MSFT-LT4872-1
- 48" w x 72" l with 2-12" leaves MSFT-LT4872-2
- 48" w x 72" l with 3-12" leaves MSFT-LT4872-3
- 48" w x 72" l with 4-12" leaves MSFT-LT4872-4
- Available with up to 2 self-storing leaves with no aprons SA02SS.
- Available with up to 4 self-storing leaves with no aprons SA04SS.

For Butterfly Leaf option, see page 294.



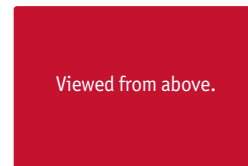
Viewed from above.

Square Corner SAFTT-R



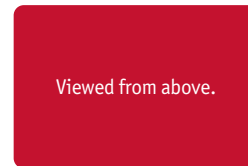
Viewed from above.
(Center is 6" wider than ends.)

Boat SAFTT-BOAT
Available with optional ebony inlay SA0EI (Aspen Style).




Viewed from above.

1" Radius Corner SAFTT-R1




Viewed from above.

3" Radius Corner SAFTT-R3



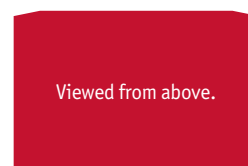
Viewed from above.

Clipped Corners SAFTT-CLIP



Viewed from above.

Empire SAFTT-EMP



Viewed from above.

Shaker Hill Top SAFTT-HILL



Cross-Section

Large Roundover SATE-10



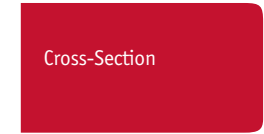
Cross-Section

Loft SATE-20



Cross-Section

Beveled SATE-30



Cross-Section

Small Roundover SATE-40



Cross-Section

Lipped SATE-50



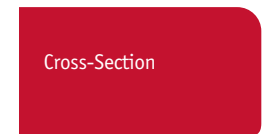
Cross-Section

Aspen SATE-60



Cross-Section

Queen Anne SATE-70



Cross-Section

Medium Roundover SATE-80

STEP 4 CHOOSE
LEG



a Farm-Turned

- table height SAL-FT30
- counter height SAL-FT36
- bar height SAL-FT42

b Plain Round

- table height SAL-PR30
- counter height SAL-PR36
- bar height SAL-PR42

c Square-Tapered

- table height SAL-ST30
- counter height SAL-ST36
- bar height SAL-ST42

d Straight Mission

- table height SAL-SM30
- counter height SAL-SM36
- bar height SAL-SM42

e Loft

- table height SAL-CR30
- counter height SAL-CR36
- bar height SAL-CR42

f Chesterville

- table height SAL-CV30
- counter height SAL-CV36
- bar height SAL-CV42

g Parker Mission

- table height SAL-PM30
- counter height SAL-PM36
- bar height SAL-PM42

h Savannah

- table height SAL-SV30
- counter height SAL-SV36
- bar height SAL-SV42

i Avalon

- table height SAL-AV30
- counter height SAL-AV36
- bar height SAL-AV42

j Lexington

- table height SAL-LX30
- Not available in walnut.

k Rope Twist

- table height SAL-RT30

l Reeded

- table height SAL-RE30

m East Village

- table height SAL-EV30
- counter height SAL-EV36
- bar height SAL-EV42

n Monte Vista

- table height SAL-MV30
- counter height SAL-MV36
- bar height SAL-MV42

o Peg Leg

- table height SAL-PL30
- counter height SAL-PL36
- bar height SAL-PL42

p Loft II

- table height SAL-SC30
- counter height SAL-SC36
- bar height SAL-SC42

q West Lake

- table height SAL-WL30
- counter height SAL-WL36
- bar height SAL-WL42
- Rope twist trim included on apron.

r McCoy

- table height SAL-MC30
- counter height SAL-MC36
- bar height SAL-MC42

s Lance

- table height SAL-LA30
- counter height SAL-LA36
- bar height SAL-LA42

STEP 5 SPECIAL HEIGHT ACCOMMODATIONS (INCREASES TABLE HEIGHT BY 1")

25.75" Arm Chair Clearance Option SAOARM

Use ONLY when chair arm height exceeds 25.75". This raises the table height by 1", allowing the arm chair to clear the apron of the table, at 26.25" off the floor. Apron will remain at 3".

LEG TABLE TOPS ARE 13/16" THICK.